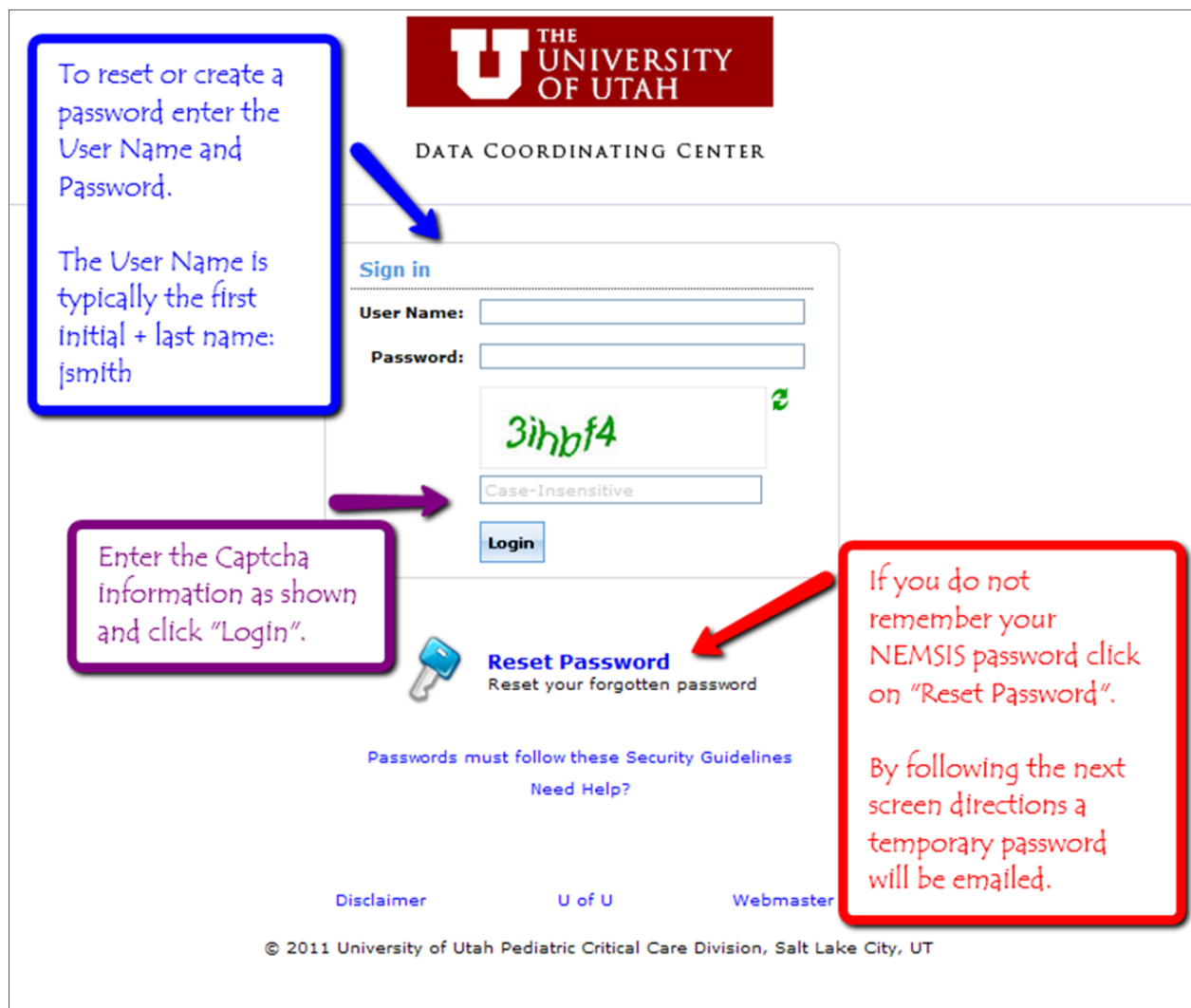


September 2012:

To reset or retrieve the Password associated with the NEMESIS Account start by accessing the following University of Utah Data Coordinating Center website.

<https://reset.utahdcc.org/adssp>



The screenshot shows the password reset interface for the University of Utah Data Coordinating Center. At the top, the University of Utah logo and 'DATA COORDINATING CENTER' are displayed. Below this is a 'Sign in' section with fields for 'User Name:' and 'Password:'. A captcha image with the text '3ihbf4' is shown below the password field, with a 'Case-Insensitive' checkbox. A 'Login' button is positioned below the captcha. To the left of the 'Login' button is a 'Reset Password' link with a key icon and the text 'Reset your forgotten password'. Below the 'Reset Password' link are links for 'Passwords must follow these Security Guidelines' and 'Need Help?'. At the bottom of the page are links for 'Disclaimer', 'U of U', and 'Webmaster', followed by the copyright notice: '© 2011 University of Utah Pediatric Critical Care Division, Salt Lake City, UT'.

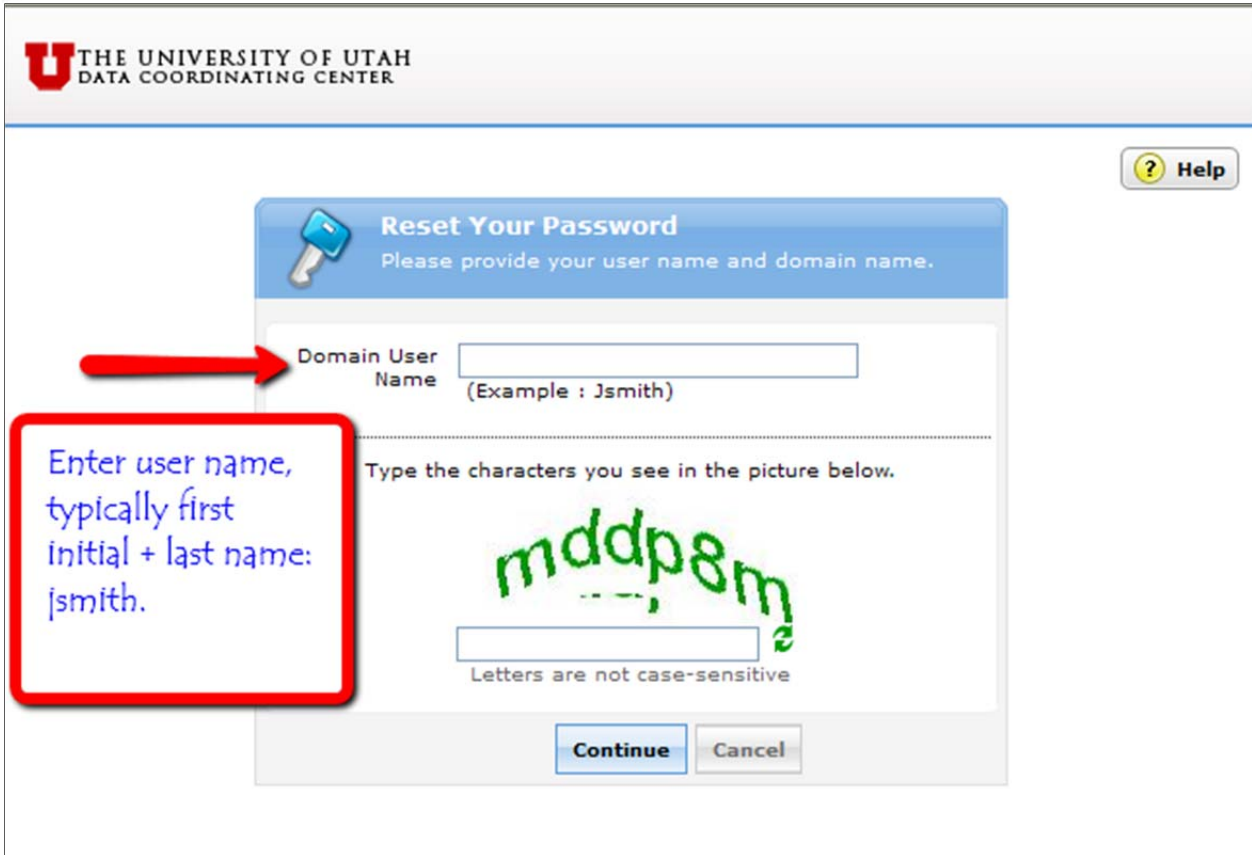
To reset or create a password enter the User Name and Password.

The User Name is typically the first initial + last name: jsmith

Enter the Captcha information as shown and click "Login".

If you do not remember your NEMESIS password click on "Reset Password".

By following the next screen directions a temporary password will be emailed.



THE UNIVERSITY OF UTAH
DATA COORDINATING CENTER


[? Help](#)

Reset Your Password

Please provide your user name and domain name.

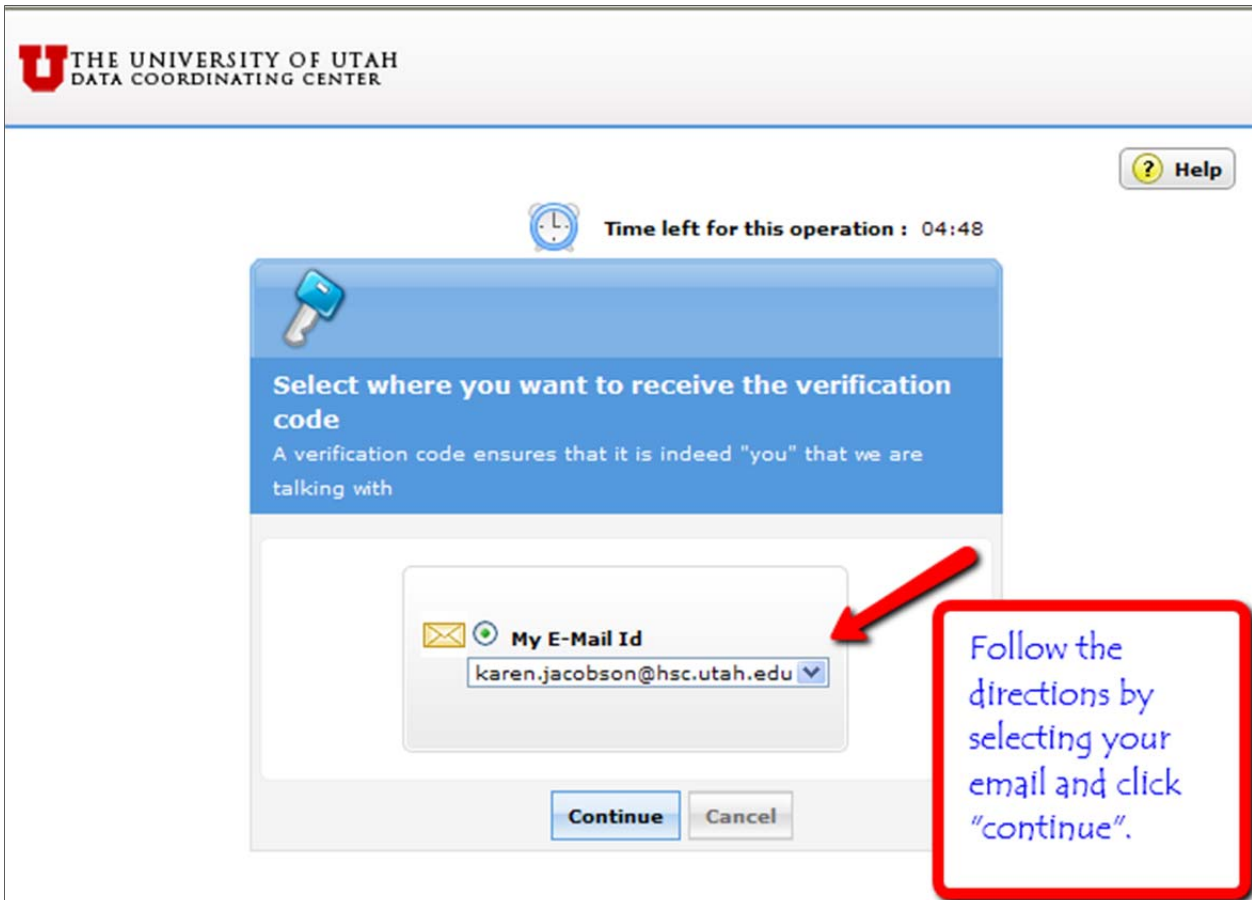
Domain User Name
(Example : Jsmith)

Type the characters you see in the picture below.




Letters are not case-sensitive

Enter user name, typically first initial + last name: jsmith.





THE UNIVERSITY OF UTAH
DATA COORDINATING CENTER

[? Help](#)

 Time left for this operation : 04:48

Select where you want to receive the verification code

A verification code ensures that it is indeed "you" that we are talking with

  My E-Mail Id

Follow the directions by selecting your email and click "continue".