

# NEMSIS Git Repository Basics

## Date

July 15, 2024

## Authors

Jennifer Correa – NEMSIS Business Data Analyst

## Background






The NEMSIS website hosts state, territory, and some partner Git repositories. As NEMSIS transitions between versions there is a need to update the resources within the state and partner Git repositories.

## What is a Repository?

Each state, territory, and some partners has a page hosted by the NEMSIS website where resources are published i.e. StateDataSet, Data Dictionary, Schematron, Change Logs, and any other resources needed for vendors and agencies to implement the NEMSIS standard. These resources are housed in a repository. The materials are used to configure the local ePCR systems.

On a state or territory page, these repositories can be downloaded or reviewed.

### Standard Implementation Tools

|  |  |  |   |   |
|--|--|--|---|---|
| <br>Data Dictionary | <br>State Data Set<br>12/6/2023<br><a href="#">Download</a> | <br>Schematron Validation Rules<br>for Agency Demographic Data<br>12/6/2023<br><a href="#">Download</a> | <br>Schematron Validation Rules<br>for Patient Care Report Data<br>12/6/2023<br><a href="#">Download</a> | <br>Web Services<br>Configuration File |
|--|--|--|---|---|

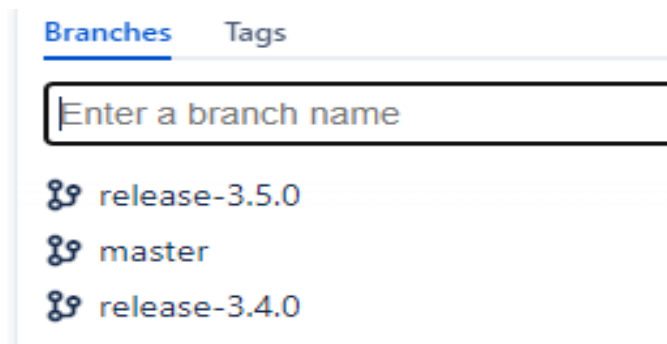
### Additional Implementation Tools

## What is a Git?

Git is the repository system used by the NEMSIS TAC. The TAC uses a software product called Atlassian BitBucket to manage the Git repositories.

## What is a Git branch?

State and territory resources are NEMESIS version-specific. For each version, a Git branch is created. The version branches are the primary location in Git. Each state and territory can designate which version branch should be synced up with the master branch. Please see examples of the master and version branches below as they are displayed in the Git repository.



## How do Git branches work together?

As states and territories switch between versions, the master may be synced with the older version until a state or territory decides they are ready to change. This transition is virtually seamless on the web page that most see, but the vendors who get electronic updates from the master branch will have to actively search for updates until the master branch is switched to the more recent version. Some states and territories want to wait until most of their EMS Provider Agencies are reporting in the newer version, and others may switch immediately. It is up to each state or territory preference.

## Other things to know about the Git repository

- The overall impact of the master branch switch is fairly low
- Branches can be removed when a state no longer supports the NEMESIS version
- Syncing Git is part of the state and territory onboarding process
  - Each state and territory can move at their own pace
  - Vendors will need to know when the Git repository for a state or territory makes a change

## Making the Switch between branches

When a state or territory is ready to switch versions, remove branches, or sync the master branch, open a request via the [NEMESIS Help Desk](#). Once the change is completed, the state or territory should notify all vendors and agencies who may be impacted by the change.