



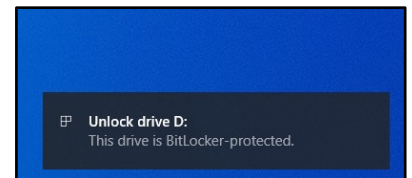
NEMESIS 2018 Public-Release Research Dataset USB EXTRACTION INSTRUCTIONS

System Requirements:

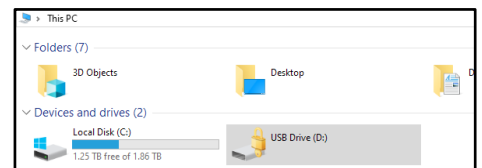
- Ensure that your target location has ample access to ROM (~100 GB) and RAM (~16 GB) space with professional versions of Windows 7 or higher.
- Due to the size of the compressed files to be extracted, we suggest that you DO NOT attempt to download the files to a shared or network drive.

Process:

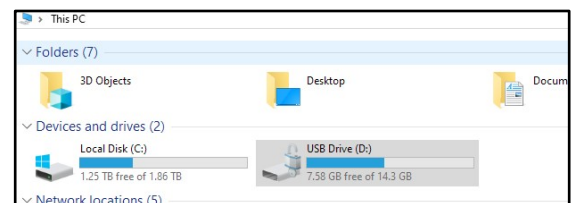
1. Obtain the USB password from the email confirmation from NEMESIS.
2. Plug the USB Drive into your PC.
3. Unlock the drive and enter the password in the Bitlocker pop-up.
(See Note)



4. Or double click the USB Drive under your "Devices and drives" tab.



5. After the password is entered, you will have full access to the USB drive.



Note: Bitlocker is a built-in Windows function so you do not need to install any third-party software.

Support:

- Companion documents are located at: <https://nemsis.org/using-ems-data/request-research-data/>
- For additional support or questions, please contact nemsis@hsc.utah.edu or 801-213-3930.